




Resource Advisor™

OVERVIEW



Resource Advisor Features

Customize

Site Dashboards
Localized Preferences
Meter Integration
Data Entry Flexibility

Manage

Project Management
Goal Setting & Forecasting
Scenario Planning
Invoices

Know

Cost & Usage Summaries
Weather Normalization
Detailed Reporting
Custom Report Building

Track

Hedge Reporting
Environmental Trading
Savings Reports
Benchmark Facilities

Monitor

Commodities Forecasting
Market Pricing
Variance Reporting

Control

Sustainability Snapshots
Carbon Emissions
Data Collection Summaries
Environmental Metrics

Engage

Enterprise-wide Collaboration
Survey Development
Survey Analytics



Configure Your Experience to Maximize Efficiency

Resource Advisor is Schneider Electric's enterprise-level software application that provides you with secure access to data, reports and summaries to drive your energy and sustainability programs. Completely configure your software experience and integrate data from your existing business systems, equipment and meters into a single enterprise-wide platform.

Resource Advisor's standard features provide plenty of functionality, but some users require additional customization to meet their specific needs. You'll have the ability to personalize and configure your experience for maximum efficiency.



Audited. Verified. Accurate.

Resource Advisor combines quality assurance and data capture capabilities into one energy and resource management solution. Enterprises that depend on audited and verified data that other software or internal spreadsheets can't guarantee will appreciate Resource Advisor's uncompromising approach to data accuracy.



Customize Your Experience

Resource Advisor can be customized to meet your needs and configured to your unique preferences. Resource Advisor arrives with plenty of options, but you decide what's important to you and which data you want to see, measure and manage.

Customizable Homepage

Resource Advisor gives each user within your enterprise the ability to customize a personal dashboard with frequently accessed reports, projects, budgets and more. Whatever your interest, drag and drop widgets to design your dashboard.

Localized Preferences

In addition to customization options for currency and units of measure, Resource Advisor can be configured by each user to select from more than a dozen languages and locales to change text, date and number formatting.

Sub-Sites

See your data at a more granular level and make comparisons within a single facility with the Sub-Sites Upgrade. Then, benchmark information that you define, such as production levels, sales volume by department or energy usage by area.

Site Dashboards

Your individual sites also come with their own dashboards. A simple click takes you to a site detail page where you can quickly access all information for a specific site.

Integration Options

Resource Advisor can integrate data from your existing business systems and facility or equipment meters. See all your data in one place to allow for complex analysis of your enterprise-wide metrics.

Add Your Metrics

You can select more than 250 data streams to collect and analyze within Resource Advisor. If we don't have the data that you want, add your own such as sales volume, units produced or employee count.



Engage Your Enterprise

Resource Advisor gives you the ability to effectively communicate with key internal and external stakeholders. This can be the difference between the success or failure of your energy management or sustainability program. Through Resource Advisor's Surveys & Communities Modules you can enhance corporate engagement across entire organizations including partners, suppliers and employees.

Response Tracking

Generate real-time stats around the effectiveness of your surveys, reports, and questionnaires. You can view all respondents, track respondent participation rates and view the amount of time respondents need to complete the form.

Collaboration

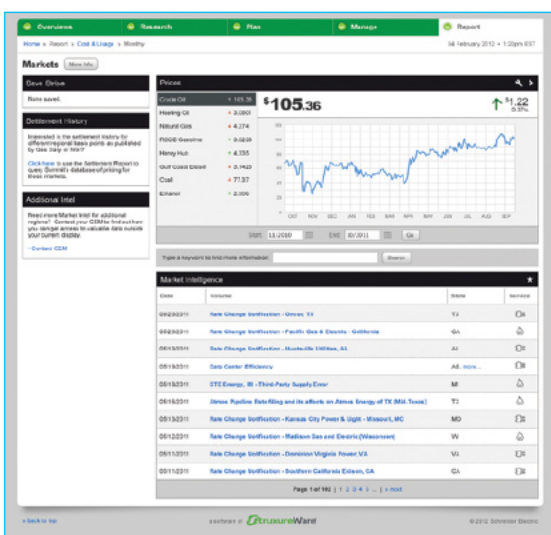
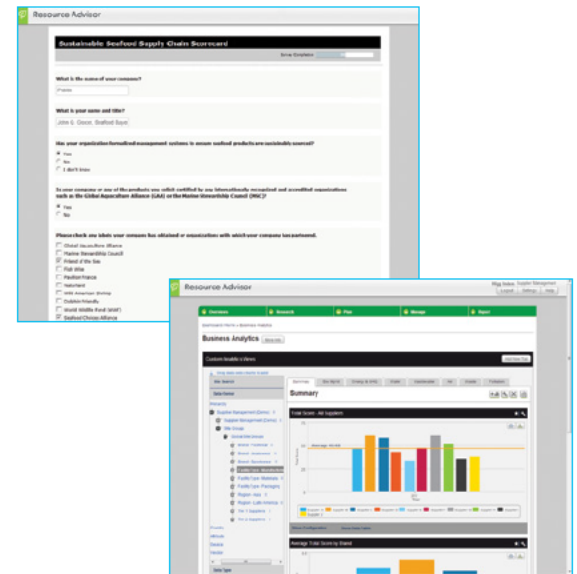
With the Community Module, you can collaborate, communicate, and share best practices with other Resource Advisor users within your organization. Polling functionality allows you to take the pulse of users related to any topic.

Survey & Questionnaire Development

Resource Advisor makes it easy to develop and generate external reports, surveys, and scorecards on your own or select one from our extensive library to get started.

Survey Analytics

Track the success of your surveys and questionnaires through Survey Analytics. You will be able to view and analyze trends based on participant responses. Survey Analytics will also allow you to compare respondent and group responses against one another.



Monitor the Markets

Schneider Electric's energy analysts model key futures markets and dozens of energy index points across the globe. This analysis and information populates special updates aimed at keeping you well-informed of market opportunity and market risk.



Commodities Forecasting

Schneider Electric models key commodities to arrive at probabilistic outcomes for future price levels.

Market Pricing

Timely updates on pricing and market developments support our recommendations and keep you abreast of price trends.

Data-Driven Analysis

Our experts provide data-driven analysis for global energy commodities and renewable markets to enable sound decision-making.



Track Performance

Resource Advisor lets you track your energy and sustainability program's performance across a number of criteria. You also can keep track of savings and cost avoidance opportunities Schneider Electric has harvested on your behalf.

Environmental Trading

Optimize your environmental hedge positions on carbon, renewable energy and emissions credits. You have the ability to input progress on key trading programs and forecast financial impacts.

Hedge Reporting

Hedge reporting and intuitive site callouts keep you apprised of your risk management program performance.

Business Analytics

Use drag-and-drop functionality to configure charts by selecting the facilities and metrics you want to track and benchmark. Extensive communication options let you export to various formats to send externally or share your charts and data with other Business Analytics users within the system.

Savings

Savings reports allow you to analyze the financial impact of initiatives and recommendations made by Schneider Electric.

Benchmark Facilities

Monitor and benchmark the progress of your facilities against set performance targets to reduce costs and environmental impact as well as identify outliers.

Data Entry & Tracking

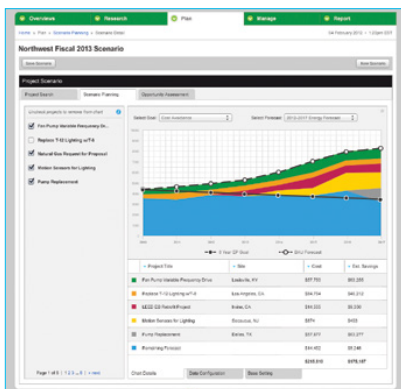
Resource Advisor gives you the flexibility to manually enter, or upload data via spreadsheet. Validation tests identify inaccurate or incomplete data with all changes tracked within documented audit trails. When data is missing, data owners receive alerts and notifications to drive participation from your entire enterprise.



"The marketplace is crowded with tracking solutions focused on carbon, energy, costs, etc. Resource Advisor ties predictive energy cost modules to project prioritization, portfolio-wide diagnostics, and reporting. As a result, Blackstone has chosen Resource Advisor to serve as our own sustainability dashboard. The combination of portfolio-oriented diagnostics and project management is perfect for organizing and prioritizing both disparate and interconnected elements of an effective sustainability program."

Blackstone

Don Anderson | Chief Sustainability Officer

[illegible]

<http://ResourceAdvisor.schneider-electric.com>

Localized Languages:

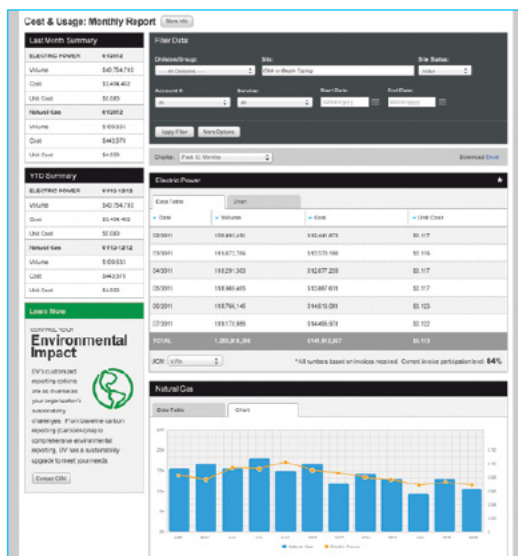


English (US)
English (UK)
Deutsch
Español (ES)
Español (MX)
Français (CAN)
Français (FR)
Italiano

Nederlands
Português (BR)
Português (PT)
Русский
简体中文
繁體中文
日本語
한국어

Know Your Spend & Usage

You and your stakeholders need accurate, timely spend and usage information. Resource Advisor delivers a robust set of tools to help collect, analyze and report on your cost and consumption at the macro or micro level.



Cost & Usage Summaries

See snapshots of spend and usage across your enterprise within the divisions or site groups you specify. Select your time period and normalize based on fiscal year or other reporting periods.

Interactive Map

An interactive map, combined with our extensive database, displays the latest activity for each site with drill-down access to all details such as contracts, savings and initiatives.

Detailed Reporting

Gain valuable insight, visibility, and trending into each aspect of your billing component details. With aggregate and single account views, you will be able to make strategic decisions around cost and usage.

Custom Report Building

Custom reporting tools let you build reports with ease and add to the already extensive reporting database built into the system. Resource Advisor gives you the ability to save reports to view later and schedule it to be sent via email at regular intervals you specify.

Weather Normalization

Accurately compare facilities in different geographic regions by removing the impact of weather on your data. Resource Advisor will combine weather data with your actual energy consumption, allowing you to normalize the information returned. Also, see basic weather data like average temperatures, heating degree days and cooling degree days.



Manage. Know. Track. Monitor. Control. Engage. Customize.



Resource Advisor

Whether its standard features meet your needs or you prefer a more customized user-experience, you'll find Resource Advisor a fast, flexible business tool.

To see a live demonstration of Resource Advisor, visit:
<http://www.SEcontact.com/demo>



Named a leader in the Verdantix
2013 Green Quadrant Energy
Management Software (Global) report.



Ranked 13th in the Global 100 Most
Sustainable Corporations in the World
by Corporate Knights.



Named a leader in the Verdantix
2013 Green Quadrant Sustainability
Management Software report.